

Berklee**Shares.com**TM

FREE music lessons from
Berklee College of Music

The Reading Drummer

Dave Vose

Lessons 1-6

Beginner Reading Study



Press ESC to cancel sound.

Check out Berkleeshares.com for more lessons just like this one.










LESSON
1

NEW MATERIAL

Quarter Notes and Quarter Rests


STUDY GUIDE

Counting out loud will help you to understand the time signature.



The image displays 14 staves of musical notation for a drum set, arranged vertically. Each staff begins with a double bar line and a snare drum symbol. The notation is as follows:

- Staff 1: Snare (quarter), Snare (quarter), Snare (quarter), Rest (quarter), Rest (quarter), Rest (quarter), Snare (quarter), Snare (quarter), Snare (quarter), Rest (quarter), Rest (quarter), Rest (quarter).
- Staff 2: Snare (quarter), Rest (quarter), Snare (quarter), Snare (quarter), Snare (quarter), Rest (quarter), Snare (quarter), Rest (quarter), Snare (quarter), Snare (quarter), Snare (quarter), Rest (quarter).
- Staff 3: Snare (quarter), Rest (quarter), Snare (quarter), Snare (quarter), Rest (quarter), Snare (quarter), Snare (quarter), Snare (quarter), Rest (quarter), Snare (quarter), Snare (quarter), Snare (quarter).
- Staff 4: Snare (quarter), Snare (quarter), Rest (quarter), Snare (quarter), Snare (quarter), Rest (quarter), Snare (quarter), Snare (quarter), Rest (quarter), Snare (quarter), Snare (quarter), Rest (quarter). Ends with a 4/4 time signature.
- Staff 5: Snare (quarter), Snare (quarter), Rest (quarter), Snare (quarter), Snare (quarter), Rest (quarter), Snare (quarter), Snare (quarter), Rest (quarter), Snare (quarter), Snare (quarter), Rest (quarter), Snare (quarter), Snare (quarter), Rest (quarter), Snare (quarter), Snare (quarter), Rest (quarter).
- Staff 6: Snare (quarter), Snare (quarter), Snare (quarter), Rest (quarter), Rest (quarter), Snare (quarter), Snare (quarter), Snare (quarter), Snare (quarter), Rest (quarter), Snare (quarter), Snare (quarter), Rest (quarter), Snare (quarter), Snare (quarter), Snare (quarter), Rest (quarter).
- Staff 7: Snare (quarter), Rest (quarter), Rest (quarter), Snare (quarter), Rest (quarter), Snare (quarter), Snare (quarter), Snare (quarter), Snare (quarter), Rest (quarter), Rest (quarter), Snare (quarter), Snare (quarter), Snare (quarter), Rest (quarter), Snare (quarter), Snare (quarter), Snare (quarter).
- Staff 8: Snare (quarter), Snare (quarter), Snare (quarter), Rest (quarter), Snare (quarter), Rest (quarter), Snare (quarter), Snare (quarter), Snare (quarter), Snare (quarter), Rest (quarter), Snare (quarter), Snare (quarter), Rest (quarter).
- Staff 9: Snare (quarter), Rest (quarter), Rest (quarter), Snare (quarter), Snare (quarter), Snare (quarter), Snare (quarter), Snare (quarter), Rest (quarter), Snare (quarter), Snare (quarter), Rest (quarter), Snare (quarter), Snare (quarter), Snare (quarter), Rest (quarter).
- Staff 10: Snare (quarter), Rest (quarter), Snare (quarter), Snare (quarter), Snare (quarter), Rest (quarter), Rest (quarter), Snare (quarter), Snare (quarter), Snare (quarter), Rest (quarter), Snare (quarter), Snare (quarter), Snare (quarter), Rest (quarter).
- Staff 11: Snare (quarter), Snare (quarter), Snare (quarter), Rest (quarter), Rest (quarter), Snare (quarter), Snare (quarter), Snare (quarter), Snare (quarter), Rest (quarter), Snare (quarter), Snare (quarter), Rest (quarter).
- Staff 12: Snare (quarter), Snare (quarter), Snare (quarter), Rest (quarter), Rest (quarter), Snare (quarter), Snare (quarter), Snare (quarter), Snare (quarter), Rest (quarter), Snare (quarter), Snare (quarter), Rest (quarter).
- Staff 13: Snare (quarter), Snare (quarter), Snare (quarter), Rest (quarter), Rest (quarter), Snare (quarter), Snare (quarter), Snare (quarter), Snare (quarter), Rest (quarter), Snare (quarter), Snare (quarter), Rest (quarter).
- Staff 14: Snare (quarter), Snare (quarter), Snare (quarter), Rest (quarter), Rest (quarter), Snare (quarter), Snare (quarter), Snare (quarter), Snare (quarter), Rest (quarter), Snare (quarter), Snare (quarter), Rest (quarter).



The page contains 12 musical staves for eighth note practice. The first six staves are in 4/4 time, and the last six are in 3/4 time. Each staff begins with a treble clef and a key signature of one flat (Bb). The exercises consist of various rhythmic patterns of eighth notes, including straight eighth notes, beamed eighth notes, and eighth notes with rests. Some staves include a double bar line at the end, indicating the end of a section.

LESSON
4

NEW MATERIAL
Combination Study

STUDY GUIDE

Strive for a balanced sound between your right-hand stroke and left-hand stroke.

The musical score consists of 12 staves of music. The first staff is in 4/4 time and contains four measures of eighth-note patterns. The second staff continues with similar eighth-note patterns. The third staff features eighth-note patterns with some beamed eighth notes. The fourth staff contains eighth-note patterns with some beamed eighth notes. The fifth staff has eighth-note patterns with some rests. The sixth staff is in 3/4 time and contains four measures of eighth-note patterns. The seventh staff continues with eighth-note patterns. The eighth staff features eighth-note patterns with some beamed eighth notes. The ninth staff has eighth-note patterns with some rests. The tenth staff contains eighth-note patterns with some beamed eighth notes. The eleventh staff features eighth-note patterns with some beamed eighth notes. The twelfth staff continues with eighth-note patterns.

The image displays 14 musical staves, each containing a sequence of notes and rests. The time signatures vary across the staves: 4/4, 3/4, and 4/4. The notes are primarily quarter and eighth notes, often beamed together. Half rests are used to represent two beats of silence. The staves are arranged vertically, with the first staff starting in 4/4 time and the last staff ending in 3/4 time.

LESSON
6

NEW MATERIAL

Eighth Rest  and Single Eighth Notes 

STUDY GUIDE

An eighth rest receives a half beat of silence.

The musical notation consists of 12 staves, each beginning with a treble clef and a key signature of one flat (B-flat). The time signatures are 4/4, 3/4, and 2/4. The notation includes eighth notes, eighth rests, and quarter notes. The first four staves are in 4/4 time, the next two are in 3/4 time, and the last six are in 2/4 time. The notation is designed to practice the placement and duration of eighth rests and single eighth notes.

